

Music

Me

Reception



Main Songs

Learn to sing:

- Pat-a-cake
- 1, 2, 3, 4, 5, Once I Caught a Fish Alive
- This Old Man
- Five Little Ducks
- Name Song
- Things For Fingers

Supporting songs

Listen and respond to:

- Celebration by Kool And The Gang
- Happy by Pharrell Williams
- Sing by The Carpenters
- Sing A Rainbow by Peggy Lee
- Happy Birthday by Stevie Wonder
- Our House by Madness

Musical Activities

Musical Activities that embed pulse, rhythm and pitch, explore voices and classroom instruments.

Find the pulse!

Clapping rhythms

- Copy and clap back rhythms
- Copy and clap the rhythm of names

Explore high sounds and low sounds using voices and glockenspiels.

Knowledge

To know some nursery rhymes off by heart.

To know the stories of some of the nursery rhymes.

To know that the words of songs can tell stories and paint pictures.

To know that we can move with the pulse of the music.

Skills

To learn that music can touch your feeling and enjoy moving to music.

To sing along with a pre-recorded song and add actions and to sing along with the backing track.

Perform any of the nursery rhymes by singing and adding actions or dance.

Perform any nursery rhymes or songs adding a simple instrumental part.

Key Vocabulary

pulse	The steady beat
rhythm	Long and short sounds or patterns
pitch	High and low sounds
perform	To present a performance to an audience

Music

My Stories

Reception



Main Songs

Learn to sing:

- I'm A Little Teapot
- The Grand Old Duke Of York
- Ring O' Roses
- Hickory Dickory Dock
- Not Too Difficult
- The ABC Song

Supporting songs

Listen and respond to:

- Roll Alabama by Bellowhead
- Boogie Wonderland by Earth Wind And Fire
- Don't Go Breaking My Heart by Elton John and Kiki Dee
- Ganesh Is Fresh by MC Yogi
- Frosty The Snowman sung by Ella Fitzgerald
- Spiderman sung by Michael Bublé

Musical Activities

Musical Activities that embed pulse, rhythm and pitch, explore voices and classroom instruments.

Find the pulse!

Clapping rhythms

Copy-clap the rhythm of small phrases from the songs.

Explore high pitch and low pitch in the context of the songs.

Using instruments, invent a pattern to go with a song.

Knowledge

To know some nursery rhymes off by heart.

To know the stories of some of the nursery rhymes.

To know that the words of songs can tell stories and paint pictures.

To know that we can move with the pulse of the music.

Skills

To learn that music can touch your feeling and enjoy moving to music.

To sing along with a pre-recorded song and add actions and to sing along with the backing track.

Perform any of the nursery rhymes by singing and adding actions or dance.

Perform any nursery rhymes or songs adding a simple instrumental part.

Key Vocabulary

pulse	The steady beat
rhythm	Long and short sounds or patterns
pitch	High and low sounds
perform	To present a performance to an audience

Music

Everyone!

Reception



Main Songs

Learn to sing:

- Wind The Bobbin Up
- Rock-a-bye Baby
- Five Little Monkeys Jumping On The Bed
- Twinkle Twinkle
- If You're Happy And You Know It
- Head, Shoulders, Knees And Toes

Supporting songs

Listen and respond to:

- We Are Family by Sister Sledge
- Thula Baba by Hlabalela Ensemble
- ABC by The Jackson 5
- My Mum Is Amazing (feat. Zain Bhikha) by Zimtech Productions
- Conga by Miami Sound Machine
- Horn Concerto No 4: Third Movement – Rondo by Mozart

Musical Activities

Musical Activities that embed pulse, rhythm and pitch, explore voices and classroom instruments.

Find the pulse!
Invent ways to find the pulse.

Clapping rhythms

- Copy and clap some rhythms of phrases from the songs

Explore high pitch and low pitch in the context of the songs.

Using instruments, explore melodic patterns using one or two notes.

Knowledge

To know some nursery rhymes off by heart.

To know the stories of some of the nursery rhymes.

To know that the words of songs can tell stories and paint pictures.

To know that we can move with the pulse of the music.

Skills

To learn that music can touch your feeling and enjoy moving to music.

To sing along with a pre-recorded song and add actions and to sing along with the backing track.

Perform any of the nursery rhymes by singing and adding actions or dance.

Perform any nursery rhymes or songs adding a simple instrumental part.

Key Vocabulary

pulse	The steady beat
rhythm	Long and short sounds or patterns
pitch	High and low sounds
perform	To present a performance to an audience

Music

Our World

Reception



Main Songs

Learn to sing:

- Old Macdonald
- Incy Wincy Spider
- Baa Baa Black Sheep
- Row, Row, Row Your Boat
- The Wheels On The Bus
- The Hokey Cokey

Supporting songs

Listen and respond to:

- Lovely Day by Bill Withers
- Beyond The Sea sung by Robbie Williams
- Mars from The Planets Suite by Gustav Holst
- Frog's Legs And Dragon's Teeth by Bellowhead
- Ain't No Mountain High Enough sung by Marvin Gaye and Tammi Terral
- Singing In The Rain performed by Gene Kelly

Musical Activities

Musical Activities that embed pulse, rhythm and pitch, explore voices and classroom instruments.

Find the pulse and show others your ideas.

Clapping rhythms

Copy and clap some rhythms of phrases from the songs

Explore high pitch and low pitch using images from the songs.

Using instruments, explore melodic patterns using one or two notes.

Knowledge

To know some nursery rhymes off by heart.

To know the stories of some of the nursery rhymes.

To know that the words of songs can tell stories and paint pictures.

To know that we can move with the pulse of the music.

Skills

To learn that music can touch your feeling and enjoy moving to music.

To sing along with a pre-recorded song and add actions and to sing along with the backing track.

Perform any of the nursery rhymes by singing and adding actions or dance.

Perform any nursery rhymes or songs adding a simple instrumental part.

Key Vocabulary

pulse	The steady beat
rhythm	Long and short sounds or patterns
pitch	High and low sounds
perform	To present a performance to an audience

Music

Big Bear Funk

Reception



Main Song

Learn to sing:

- Big Bear Funk by Joanna Mangona

This is a transition unit.



Musical Activities

Musical Activities that embed pulse, rhythm and pitch, explore voices and classroom instruments.

Find a funky pulse!

Clapping rhythms

- Copy and clap 3 or 4 word phrases from the song
- Keep the beat of the song with a pitched note.

Add pitched notes to the rhythm of the words or phrases in the song.

Enjoy playing patterns using a combination of any of the three notes C, D and E.

Supporting songs

Listen and respond to:

- I Feel Good by James Brown
- Don't You Worry 'Bout a Thing sung by Incognito
- My Promise by Earth Wind And Fire
- Superstition by Stevie Wonder
- Pick Up The Pieces by Average White Band

Knowledge

To know some nursery rhymes off by heart.

To know the stories of some of the nursery rhymes.

To know that the words of songs can tell stories and paint pictures.

To know that we can move with the pulse of the music.

Skills

To learn that music can touch your feeling and enjoy moving to music.

To sing along with a pre-recorded song and add actions and to sing along with the backing track.

Perform any of the nursery rhymes by singing and adding actions or dance.

Perform any nursery rhymes or songs adding a simple instrumental part.

Key Vocabulary

pulse	The steady beat
rhythm	Long and short sounds or patterns
pitch	High and low sounds
perform	To present a performance to an audience

Music

Reflect and Rewind

Reception



Listen and Appraise

William Tell Overture by Rossini

He composed this piece in 1829 - the Romantic period. The William Tell Overture is the introduction or opening to the opera called William Tell by Rossini and uses a full orchestra. It tells the story of the legendary Swiss hero William Tell.

Dance Of The Sugar Plum Fairy by Tchaikovsky

This was composed as a famous ballet (The Nutcracker). The Sugar Plum Fairy is the character who is dancing. She is the ruler of the Land of Sweets and welcomes the Nutcracker Prince and his love Clara to her land organising lots of parties for them.

Flight Of The Bumblebee by Rimsky-Korsakov. He composed this piece in 1900 - the Romantic period. Flight Of The Bumblebee is an orchestral piece. The music is from an opera about a magic swan that turns Prince Gvidon Saltanovich, the Tsar's son, into an insect so that he can fly away to visit his father who doesn't know that he is alive.

Jupiter, The Bringer Of Jollity by Gustav Holst. He was an English composer who loved astrology and wanted to explore the planets so much that he wrote a suite of music about them; The Planets Suite, the fourth piece being about the planet Jupiter. This piece is one part of a seven part set (or 'suite') of pieces for full orchestra. Each piece is about a planet in our solar system. This piece is about Jupiter, the largest planet, which Holst thought of as a big jolly uncle!

'Fantasia On A Theme by Thomas Tallis' by Ralph Vaughan Williams. He was an English composer. The music Fantasia On A Theme By Thomas Tallis was composed in 1910. This is a 'Fantasy' piece composed for a large orchestra made up entirely of string instruments. It is based on an old melody from the Renaissance composer Thomas Tallis. His 'fantasia' is time travel in music: visiting an old tune from the past.

E.T. Flying Theme by John Williams- 1982. John Williams is an American composer. This is a piece of music from the film E.T. The Extra-Terrestrial, written to accompany E.T. and Elliot flying on a BMX bike. John Williams has composed the music for many of the most popular films in history including three Harry Potter films, Star Wars, Indiana Jones, Jaws, and Schindler's List.

Rewind

- Big Bear Funk
- Baa Baa Black Sheep
- Twinkle Twinkle
- Incy Wincy Spider
- Rock-a-bye Baby
- Row, Row, Row Your Boat



Listening Find the pulse as you are listening to the music.

Can you dance, get funky or find the groove?

Instruments/voices you can hear: Male vocal, bass guitar, drums, decks.



Musical Activities

Find the pulse!

- March in time with the pulse
- Be an animal that finds the pulse

Clapping rhythms

- Copy and clap back rhythms
- Clap the rhythm of your name
- Make up your own rhythm

Singing

- Rap and sing Hey You!

Playing instruments

Use one or two notes – C or C + G.
Which part did you play?

Improvise using the notes C + G.

Challenge 1 Clap and improvise

Challenge 2 Sing, play and improvise

Challenge 3 Improvise

Which challenge did you get to?

Compose a simple melody using simple rhythms, choosing from the notes C + D or C, D + E.

Key vocabulary

pulse	The steady beat
rhythm	Long and short sounds or patterns
pitch	High and low sounds
rap	A type of music in which words are spoken instead of sung
improvise	To create music without preparing in advance
compose	To write or 'make up' your own music
melody	A sequence of notes (the tune)
bass guitar	A guitar which is used to play low sounds
drums	An instrument which can be hit with your hands or drumsticks
perform	To present a performance to an audience

Music-Rhythm In The Way We Walk & Banana Rap Year 1



Listening Find the pulse as you are listening to the music.

Can you dance, get funky or find the groove?

Instruments/voices you can hear: Singers, keyboard, electric guitar, percussion, trumpets and saxophones.



Key vocabulary

pulse	The steady beat
rhythm	Long and short sounds or patterns
pitch	High and low sounds
rap	A type of music in which words are spoken instead of sung
melody	A sequence of notes (the tune)
bass guitar	A guitar which is used to play low sounds
keyboard	An instrument with keys which are pressed with your fingers
perform	To present a performance to an audience

Musical activities

Find the pulse!

- March and find the pulse
- Be a monkey finding the pulse
- Be an elephant finding the pulse

Clapping rhythms

- Copy and clap back rhythms
- Clap the rhythm of your name
- Clap the rhythm of your favourite colour
- Make up your own rhythm

Singing: Rap and sing the songs.

Playing instruments

Take part in a class performance with rapping, singing and playing.

Play your percussion instruments and keep a steady beat.

maracas



tambourine

triangle



trumpet



saxophone



Listening

Listen to different musical styles— Blues, Baroque, Latin, Irish Folk, Funk.

Can you move to the pulse?



Musical Activities

Find the pulse!

- Which animal can you be?

Clapping rhythms

- Copy and clap back rhythms
- Clap the rhythm of your name
- Clap the rhythm of your favourite food
- Make up your own rhythms

Sing the different styles!

Playing instruments

Use one or two notes – C or C + D.
Which part did you play?

Improvise using the notes C + D.

- Challenge 1 Clap and Improvise
- Challenge 2 Sing, Play and Improvise
- Challenge 3 Improvise

Which challenge did you get to?

Compose a simple melody using simple rhythms, choosing from the notes C + D or C, D + E.

Key vocabulary

pulse	The steady beat
rhythm	Long and short sounds or patterns
pitch	High and low sounds
improvise	To create music without preparing in advance
compose	To write or 'make up' your own music
Blues	A style of music created by African Americans which often has a sad sounding melody
Baroque	A dramatic style of music common in Europe from 1600—1750
Latin	A style of music from Latin America with a strong rhythm
Irish Folk	A traditional style of music from Ireland
Funk	Music with a strong bass and a heavy beat
perform	To present a performance to an audience



Listening Find the pulse as you are listening to the music.

Can you dance, get funky or find the groove?

Instruments/voices you can hear: singers, keyboard, bass, guitar, percussion, trumpets and saxophones.



Key vocabulary

pulse	The steady beat
rhythm	Long and short sounds or patterns
pitch	High and low sounds
improvise	To create music without preparing in advance
compose	To write or 'make up' your own music
keyboard 	An instrument with keys which are pressed with your fingers
guitar	A stringed instrument
percussion	Musical instruments which are played by shaking or by striking with the hand, a stick or a beater
perform	To present a performance to an audience

Musical Activities

Find the pulse!

- Use your imagination to find the pulse!

Clapping rhythms

- Copy and clap back rhythms
- Clap the rhythm of your name
- Clap the rhythm of your favourite animal
- Make up your own rhythms

Playing instruments

Playing instruments using up to three notes – D or D, F, C + D.
Which part did you play?

Improvise using the notes D + E:

Challenge 1 Clap and improvise

Challenge 2 Sing, play and improvise

Challenge 3 Improvise

Which challenge did you get to?



trumpet



saxophone



Listening Find the pulse as you are listening to the music. Use your imagination as you move. What did you see as you listened and closed your eyes?

Instruments/voices you can hear: keyboard, drums, bass, a female singer.



Musical Activities

Find the pulse!

Can you be a pop star finding the pulse?

Clapping rhythms

- Copy and clap back rhythms
- Clap the rhythm of your name
- Clap the rhythm of your favourite colour
- Make up your own rhythms

Sing and have fun using your imagination.

Playing instruments

Use one or two notes – C or C + G.
Which part did you play?

Improvise using the notes C + D.

Challenge 1 Clap and improvise


Challenge 2 Sing, play and improvise

Challenge 3 Improvise

Which challenge did you get to?

Compose a simple melody using simple rhythms, choosing from the notes C + D or C, D + E.

Key vocabulary

pulse	The steady beat
rhythm	Long and short sounds or patterns
pitch	High and low sounds
improvise	To create music without preparing in advance
compose	To write or 'make up' your own music
keyboard 	An instrument with keys which are pressed with your fingers
bass	Low or deep notes
drums	An instrument which can be hit with your hands or drumsticks
perform	To present a performance to an audience
imagination	Thinking of new ideas or images or being creative



Listen and Appraise

A Song Before Sunrise by Delius - 20th Century

Fast facts: Delius was an English Orchestral composer. This piece was written in 1918 and reminds us of the summertime.

The Firebird by Stravinsky - 20th Century

Fast facts: Igor Stravinsky was a Russian composer who played the piano and conducted orchestras.

He created The Firebird which was first performed in 1910. This ballet music accompanies the first dance by The Firebird. The ballet is based on Russian folk stories of a magical glowing bird that could bring both good and bad luck to its owner.

The Lamb by John Tavener - Contemporary

Sir John Tavener wrote The Lamb in 1982. It is a short piece for choir, was written as a birthday present for his 3 year old nephew. It is very often sung by choirs at Christmas as a carol.

The Bird by Prokofiev (from Peter and the Wolf) - 20th Century

Fast facts: Sergei Prokofiev was a Russian composer who wrote a musical symphony for children, telling the story of Peter and the Wolf. It was written in 1936 to introduce children to the different musical instruments in the orchestra. Each character in the story has a particular instrument and a musical theme: Bird (flute), Duck (oboe), Cat (clarinet), Grandfather (bassoon), Wolf (3 French horns), Peter (string instruments), Hunters (timpani and bass drum). In addition, there is a narrator telling the story.

Grand March from Aida by Verdi—Classical

This is a romantic opera composed in 1871 by Giuseppe Verdi. It tells the love story of an Ethiopian princess who is being held captive by the Egyptians.

Boléro by Ravel - 20th Century

Fast facts: Maurice Ravel was a French composer who wrote Bolero for a ballet. It was first performed in 1928.

In 1984, Jayne Torvill and Christopher Dean became the highest-scoring ice dancers in the Winter Olympics with their dance to Ravel's Boléro.

Rewind

- The Fresh Prince Of Bel Air by Will Smith
- When I'm 64 by The Beatles
- Jai Ho by A. R. Rahman
- Oye Como Va by Santana
- Pure Imagination from the film Charlie And The Chocolate Factory
- Rainbow Connection sung by Kermit The Frog



Listening Find the pulse as you are listening to the music. Can you dance, get funky or find the groove?

Instruments/voices you can hear: keyboard, bass, drums, electric guitars, saxophone, trumpet, vocals.



Musical Activities

Find the pulse!
What animal can you be finding the pulse?

Clapping rhythms

- Copy and clap back rhythms
- Clap the rhythm of your name
- Make up your own rhythm

Sing Hands, Feet, Heart in groups.

Playing instruments

Playing instruments using up to three notes
G or G, A + C. Which part did you play?

Improvise using the notes C + D:

Challenge 1 Clap and improvise

Challenge 2 Sing, play and improvise

Challenge 3 Improvise

Which challenge did you get to?

Compose a simple melody using simple rhythms, choosing from the notes C + D or C, D + E.

Key vocabulary

pulse	The steady beat
rhythm	Long and short sounds or patterns
pitch	High and low sounds
improvise	To create music without preparing in advance
compose	To write or 'make up' your own music
melody	A sequence of notes (the tune)
dynamics	How loud or quiet the music is
tempo	The speed of the music; fast, slow or in-between
bass	Low or deep notes
question and answer	A musical phrase that feels unfinished is played and another person or group finishes it.
perform	To present a performance to an audience



Listening Find the pulse as you are listening to the music.
Move to the music and feel the groove.

Instruments/voices you can hear: singers, keyboard, bass, guitar, percussion, trumpets and saxophones.



Musical Activities

March and find the pulse.

Be a rapper and find the pulse.

Clapping rhythms

- Copy and clap back rhythms
- Clap the rhythm of your name
- Clap the rhythm of your favourite colour
- Make up your own rhythm

Playing instruments

Playing instruments using up to three notes

G or G, A + B. Which part did you play?

Which notes did you use?

Perform

Singing: Rap and sing Ho, Ho, Ho. Have fun!

Improvise using words.

Key vocabulary

pulse	The steady beat
rhythm	Long and short sounds or patterns
pitch	High and low sounds
improvise	To create music without preparing in advance
compose	To write or 'make up' your own music
melody	A sequence of notes (the tune)
dynamics	How loud or quiet the music is
tempo	The speed of the music; fast, slow or in-between
bass	Low or deep notes
question and answer	A musical phrase that feels unfinished when it is played and another person or group finishes it.
perform	To present a performance to an audience



Listening

Find the pulse as you are listening to the music. You can be a rockstar and play air guitar, or just dance, clap hands and stamp your feet!

Instruments/voices you can hear: keyboard, drums, bass, electric guitar, singers.



Musical Activities

Find the pulse. Decide what you will be.

Clapping rhythms

- Copy and clap back rhythms
- Clap the rhythm of your name
- Clap the rhythm of your favourite food
- Make up your own rhythm

Sing all the different styles.

Playing instruments

Playing instruments using up to three notes F or D and C. Which part did you play?

Improvise using the notes F + G

Challenge 1 Clap and improvise

Challenge 2 Sing, play and improvise

Challenge 3 Improvise

Which challenge did you get to?

Compose a simple melody using simple rhythms, choosing from the notes F + G or F, G + A.

Key vocabulary

pulse	The steady beat
rhythm	Long and short sounds or patterns
pitch	High and low sounds
improvise	To create music without preparing in advance
compose	To write or 'make up' your own music
melody	A sequence of notes (the tune)
dynamics	How loud or quiet the music is
tempo	The speed of the music; fast, slow or in-between
bass	Low or deep notes
Rock	Intense, energetic music that usually uses electric instruments and drums
perform	To present a performance to an audience



Listening

Find the pulse as you are listening to the music: dance, wiggle, march, clap.

Instruments/voices you can hear: keyboard, drums, bass, electric guitar, singers.



Musical Activities

Find the pulse. Be an animal of your choice.

Clapping rhythms

- Copy and clap back rhythms
- Clap the rhythm of your name
- Clap the rhythm of your favourite animal
- Make up your own rhythm

Playing instruments

Playing instruments using up to two notes C or C and D. Which part did you play?

Improvise using the notes C + D.

Challenge 1 Clap and improvise

Challenge 2 Sing, play and improvise

Challenge 3 Improvise

Which challenge did you get to?

Compose a simple melody using simple rhythms, choosing from the notes C + D or C, D + E.

Key vocabulary

pulse	The steady beat
rhythm	Long and short sounds or patterns
pitch	High and low sounds
improvise	To create music without preparing in advance
compose	To write or 'make up' your own music
melody	A sequence of notes (the tune)
dynamics	How loud or quiet the music is
tempo	The speed of the music; fast, slow or in-between
bass	Low or deep notes
Reggae	A style of music that developed in the 1960's in Jamaica
perform	To present a performance to an audience



Listening

Find the pulse as you are listening to the music: : dance, move, sway with your friends.

Instruments/voices you can hear: keyboard, drums, bass, a female singer, a glockenspiel.



Musical Activities

Decide how to find the pulse.

Clapping rhythms

- Copy and clap back rhythms
- Clap the rhythm of your name
- Clap the rhythm of your favourite colour
- Make up your own rhythm

Sing in two parts.

Playing instruments

Playing instruments using up to four notes G and E or B,G,A and E.

Which part did you play?

Improvise using the notes C + D

Challenge 1 Clap and improvise


Challenge 2 Sing, play and improvise

Challenge 3 Improvise

Which challenge did you get to?

Compose a simple melody using simple rhythms, choosing from the notes C + D or C, D + E.

Key Vocabulary

pulse	The steady beat
rhythm	Long and short sounds or patterns
pitch	High and low sounds
improvise	To create music without preparing in advance
compose	To write or 'make up' your own music
melody	A sequence of notes (the tune)
dynamics	How loud or quiet the music is
tempo	The speed of the music; fast, slow or in-between
bass	Low or deep notes
glockenspiel	
perform	To present a performance to an audience



Listen and Appraise

Peer Gynt Suite: Anitra's Dance by Edvard Grieg written in 1875 - composed in the Romantic period. In The Hall Of The Mountain King from Peer Gynt is easily recognisable. It's been used by rock bands, in advertisements, in video games or anywhere where a creepy theme is needed.

Brandenburg Concerto No 1 by Johann Sebastian Bach - an orchestral composition from the Baroque Period.

Johann Sebastian Bach was a German composer and organist. Most of his life, he worked in a church where he wrote church music. During the last part of his life, most composers were writing in a new style called the Classical style, but Bach always wrote in the Baroque style. That made some people at the time think he was old-fashioned, but today we know that his work is the very best of Baroque music.

From The Diary Of A Fly by Béla Bartók - an orchestral composition from the 20th Century

Bartók's music used lots of modern sounds that can appear a bit odd if you are not used to them and often used very complicated rhythms. The music describes a fly caught in a cobweb, from the fly's perspective, as it writes in a diary. You can hear buzzing sounds that signify the fly's desperation to escape. In the end, the fly does escape.

Fantasia On Greensleeves by Ralph Vaughan Williams was written in 1934. He based it on the famous 'Greensleeves' melody. He was an English composer. Folk songs had a big influence on him so many ended up in his own compositions. Do you know the song Greensleeves? It actually dates back to the 1500s, and was even used by Shakespeare.

Dance Of The Sugar Plum Fairy by Pyotr Ilyich Tchaikovsky - Romantic period. This was composed as a famous ballet (The Nutcracker). The Sugar Plum Fairy is the character who is dancing. She is the ruler of the Land of Sweets and welcomes the Nutcracker Prince and his love Clara to her land organising lots of parties for them.

The Robots (Die Roboter) by Kraftwerk, released in 1978 - Contemporary Electronic music. Kraftwerk is an electronic band from Germany that became famous in the late 1970s and 1980s for making Electronic music.

Rewind

- Bring Him Back Home (Nelson Mandela) by Hugh Masekela
- Fly Me To The Moon sung by Frank Sinatra.
- We Will Rock You by Queen
- Feel Like Jumping by Marcia Griffiths
- You've Got A Friend In Me by Randy Newman
- Count On Me by Bruno Mars



Key Vocabulary

semibreve		whole note - four beats
minim		half note - two beats
crotchet		quarter note - one beat

How to hold and play the recorder correctly



- My left hand is on top.
- My fingers are covering the correct holes.
- The finger holes are completely sealed.
- My air stream is gentle and steady.
- I am using my tongue to separate the notes as I play them.
- I can move my fingers smoothly up and down to change notes.

To play B, we use the first finger of our left hand to cover the top hole at the front and we cover the back hole with our left thumb.

B

○ = open hole ● = closed hole ◐ = half open ◑ = a little open

A

○ = open hole ● = closed hole ◐ = half open ◑ = a little open

To play A, we use the first two fingers of our left hand to cover the top 2 holes at the front and we cover the back hole with our left thumb

To play G, we use the first 3 fingers of our left hand to cover the top 3 holes at the front and we cover the back hole with our left thumb.

G

○ = open hole ● = closed hole ◐ = half open ◑ = a little open



Boomwhackers



- There are two red tubes, one short and one long. The long one is the lowest pitch so this has an 'L' in the box; the shorter one is higher in pitch and this has an 'H' in the box.
- A blank box in between notes is a quiet rest.
- A box that is half as long is a note that is half as long. Play these quicker.
- It's a good idea to sing the song words if you know them to help with the rhythm.



Twinkle, Twinkle, Little Star



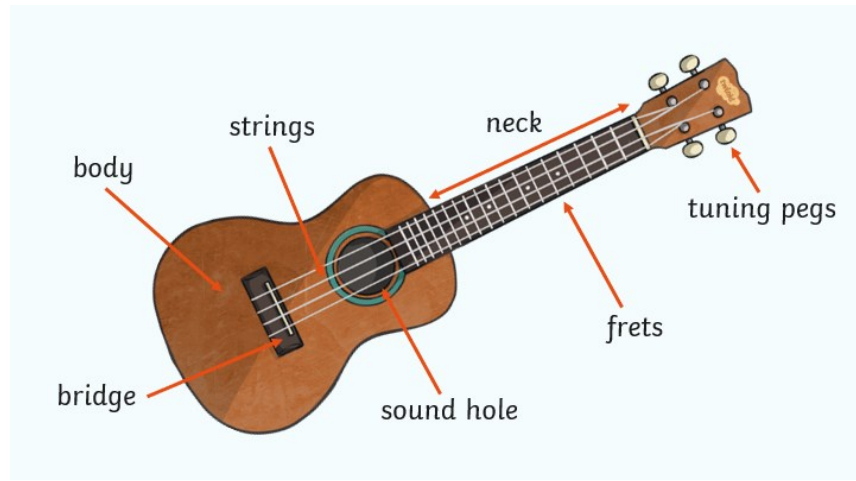
You will need to work as a team to play a song.

Try working together to play this familiar tune.



Getting to know your ukulele

Here is a diagram showing the different parts of your ukulele.



How to hold the ukulele

You can play the ukulele standing up or sitting down.

When you are first learning, it is easier to play sitting down.

The body of the ukulele sits in the crook of your right arm and your left hand holds onto the neck.

Try to rest your left thumb on the back of the neck so your fingers are free to press the strings.

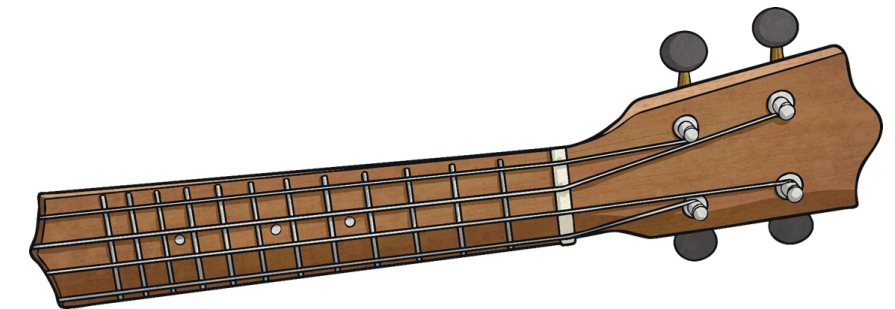
How to play the ukulele

The four strings of your ukulele are different pitches (notes)
G, C, D and A.

Your right hand strums down over the strings. Practise strumming the strings by using your right thumb or index finger to stroke down the strings.

Make sure you strum down all four strings.

Sometimes, the strings of your ukulele may go out of tune and play the wrong pitch. When this happens, the string needs to be tuned by turning the tuning peg.



These are called frets.

They help you to know where to press down on the strings to change the pitch.



Listening Listen & Appraise: Let Your Spirit Fly (RnB)
Structure: introduction, verse, chorus.

Instruments/voices you can hear: male and female voices, bass, drums, guitar, keyboard, synthesizer.

Find the pulse as you are listening: dance, clap, sway, march, be an animal or a pop star.

Listen to 4 other songs/pieces:

Colonel Bogey March by Kenneth Alford (Film)

Consider Yourself from the musical 'Oliver!' (Musicals)

Ain't No Mountain High Enough by Marvin Gaye (Motown)

You're The First, The Last, My Everything by Barry White (Soul)



Key Vocabulary

pulse	The steady beat
rhythm	Long and short sounds or patterns
pitch	High and low sounds
improvise	To create music without preparing in advance
compose	To write or 'make up' your own music
melody	A sequence of notes (the tune)
dynamics	How loud or quiet the music is
tempo	The speed of the music; fast, slow or in-between
bass	Low or deep notes
hook	A musical phrase that grabs your attention, is repetitive and is easily remembered
perform	To present a performance to an audience

Musical Activities

Improvise using up to 3 notes - C, D + E.

Bronze: C

Silver: C + D

Gold: C, D + E

Which challenge did you get to?

Compose a simple melody using simple rhythms choosing from the notes C, D + E or C, D, E, F + G.

Copy back rhythms and pitch.

About this Unit

Theme: RnB and other musical styles.

Facts/info: RnB is a mixture of Soul, Hip Hop and Gospel music.

Other RnB singers include Beyoncé, Usher, Rihanna and Stevie Wonder.

Perform & Share: Let Your Spirit Fly



Musical Activities

Musical Activities using glockenspiels.

Learn to play and read the notes C, D, E + F.

Learn to play these tunes:

- Easy E
- Strictly D
- Play Your Music
- Drive
- Dee Cee's Blues
- What's Up
- D-E-F-initely
- Roundabout
- March of the Golden Guards
- Portsmouth


About this Unit

Improvise with Dee Cee's Blues using the notes C + D.

Compose using the notes C, D, E + F.



Musical Notation



Key Vocabulary

pulse	The steady beat
rhythm	Long and short sounds or patterns
pitch	High and low sounds
improvise	To create music without preparing in advance
compose	To write or 'make up' your own music
melody	A sequence of notes (the tune)
dynamics	How loud or quiet the music is
tempo	The speed of the music; fast, slow or in-between
texture	Layers of sound that work together to make the music interesting
structure	How the sections are ordered to make the whole piece e.g. introduction, verses, chorus etc.
perform	To present a performance to an audience



Listening

Listen and appraise:
Three Little Birds
(Reggae)



Reggae is a style of music that originated in Jamaica.

Structure: Introduction, chorus, verse, chorus, verse, chorus, chorus, chorus.

Instruments/voices you can hear:
Bass, drums, electric guitar, keyboard, organ, male and backing vocals.

Find the pulse as you are listening: dance, clap, sway, march, be an animal or a pop star.

Listen to 5 other reggae songs:

- Jamming by Bob Marley
- Small People by Ziggy Marley
- 54-46 Was My Number by Toots and The Maytals
- Ram Goat Liver by Pluto Shervington
- Our Day Will Come by Amy Winehouse

About this Unit

Themes: Reggae, happiness and animals.

Facts/info: Bob Marley is one of the most famous performers of Roots Reggae music. He has helped spread both Jamaican music and the Rastafari movement worldwide.

Perform & Share: Three Little Birds

Musical Activities

Activities using glocks and/or recorders.

Play and copy back using 2 notes – C + D.

Singing in unison.

Play instrumental parts with the song by ear and/or from notation using up to 3 notes – C, D + E.

Improvise using up to 3 notes – C, D + E.

Compose a simple melody choosing from the notes C, D + E or C, D, E, F + G.

Key Vocabulary

pulse	The steady beat
rhythm	Long and short sounds or patterns
pitch	High and low sounds
improvise	To create music without preparing in advance
compose	To write or 'make up' your own music
melody	A sequence of notes (the tune)
dynamics	How loud or quiet the music is
tempo	The speed of the music; fast, slow or in-between
bass	Low or deep notes
hook	A musical phrase that grabs your attention, is repetitive and is easily remembered
perform	To present a performance to an audience
texture	Layers of sound that work together to make the music



Listen and Appraise

L'Homme Armé by Robert Morton (Early Music) Morton was an English composer. He arranged this piece of music in the 15th century making it Early Music from the Renaissance period. L'Homme Armé was a 15th century French popular song, so famous that it was used as the basis for many religious works.

Les Tricoteuses (The Knitters) by François Couperin. Couperin was a French Baroque composer who played the organ and harpsichord. The Knitters paints a descriptive picture of people furiously knitting. The piece is played on a harpsichord and was written to improve technique - to make the person playing, a better player.

Tricoteuse is French for a knitting woman. It is a nickname for the women who sat beside the guillotine during public executions in Paris. They would knit in between the executions.

The Clock: II Andante by Franz Joseph Haydn (from the Classical era) Known as Joseph Haydn, he was an Austrian composer, one of the most well-known of the Classical period. The Symphony No 101 in D major is the ninth of the twelve London Symphonies and is known as The Clock because of the ticking rhythm throughout the second movement. A symphony is a long piece of music written for an orchestra.

Piano Concerto: Allegro Maestoso (Tempo Guisto) by Franz Liszt (from the Romantic era) Franz Liszt was a 19th century Hungarian composer, pianist, conductor and teacher. He composed his Piano Concerto No 1 in E-flat major, over 26 years! The final version was released in 1849. A concerto is a piece of music written for a solo instrument with an orchestra accompanying that instrument.

Prélude à L'Après-Midi D'Un Faune by Claude Debussy - Early 20th Century music. Debussy was a 20th century French composer. In 1894, Debussy completed the first piece that he was really proud of. He wrote it after hearing a poem by Stéphane Mallarmé. The music (Prelude To The Afternoon Of A Faun) is a work for orchestra. The music was also used for a ballet in 1912.

Listen to Music For Large And Small Ensembles by Kenny Wheeler (the opening) - 1990, Contemporary Jazz music. Kenny Wheeler was a Canadian composer, trumpet and flugelhorn player who had lived in Britain since the 1950s. The music is a Jazz album which was released in 1990. Kenny loved to improvise and even to perform Free Jazz.

Rewind

- Ain't No Mountain High Enough sung by Marvin Gaye and Tammi Terrell
- Small People by Ziggy Marley
- Vaishnava Jana (Traditional)
- Birdsong (Chinese Traditional)
- We Are Family by Sister Sledge
- Car Wash by Rose Royce



Listening

Listen & Appraise: Mamma Mia (Pop)

Structure: intro, verse, bridge, chorus, introduction, verse, bridge, chorus.

Instruments/voices you can hear: keyboard sounds imitating strings, a glockenspiel playing as a keyboard, electric guitar, bass, drums.

Find the pulse as you are listening.



Key Vocabulary

pulse	The steady beat
rhythm	Long and short sounds or patterns
pitch	High and low sounds
improvise	To create music without preparing in advance
compose	To write or 'make up' your own music
melody	A sequence of notes (the tune)
dynamics	How loud or quiet the music is
tempo	The speed of the music; fast, slow or in-between
riff	A short repeated phrase often played on the lead instrument
hook	A musical phrase that grabs your attention, is repetitive and is easily remembered
unison	Everyone sings at the same time
texture	Layers of sound that work together to make the music interesting

Musical Activities

Using glocks and/or recorders, play and copy back using 2 notes – G + A.

Singing in unison.

Play instrumental parts with the song by ear and/or from notation using up to 3 notes – G, A + B.

Improvise using up to 3 notes – G, A + B.

Compose a simple melody using simple rhythms choosing from the notes G, A + B or G, A, B, D + E (pentatonic scale).

About this Unit

Theme: ABBA's music.

Facts/info: ABBA was a Swedish pop group formed in 1972.

Listen to other ABBA songs/pieces:

- Dancing Queen
- The Winner Takes It All
- Waterloo
- Super Trouper
- Thank You For The Music



Musical Activities

Learn more complex rhythm patterns.

Revise, play and read the notes C, D, E, F + G.

Learn to play these tunes:

- Mardi Gras Groovin'
- Two-Way Radio
- Flea Fly
- Rigadoon
- Mamma Mia

Revisit these tunes from Stage 1:

- Portsmouth
- Strictly D
- Play Your Music
- Drive


Compose using the notes C, D, E, F + G.

About this Unit

Theme: Exploring and developing playing skills using the glockenspiel.



Musical Notation



Key Vocabulary

pulse	The steady beat
rhythm	Long and short sounds or patterns
pitch	High and low sounds
improvise	To create music without preparing in advance
compose	To write or 'make up' your own music
melody	A sequence of notes (the tune)
dynamics	How loud or quiet the music is
tempo	The speed of the music; fast, slow or in-between
texture	Layers of sound that work together to make the music interesting
structure	How the sections are ordered to make the whole piece e.g. introduction, verses, chorus etc.
rhythm patterns	Patterns of long and short sounds



Listening Listen & Appraise: Lean On Me (Soul/Gospel).

Structure: intro, verse 1, chorus, verse 2, bridge, chorus, bridge, verse 3, outro.

Instruments/voices you can hear: Male vocal, backing vocal, piano, bass, drums, organ.



Can you find the pulse as you are listening?
Dance, clap, sway, march, be an animal or a pop star.

Key Vocabulary

pulse	The steady beat
rhythm	Long and short sounds or patterns
pitch	High and low sounds
improvise	To create music without preparing in advance
compose	To write or 'make up' your own music
melody	A sequence of notes (the tune)
dynamics	How loud or quiet the music is
tempo	The speed of the music; fast, slow or in-between
riff	A short repeated phrase often played on the lead instrument
hook	A musical phrase that grabs your attention, is repetitive and is easily remembered
unison	Everyone sings at the same time
texture	Layers of sound that work together to make the music interesting

Musical Activities

Using glocks and/or recorders, play and copy back using 2 notes – F + G.

Singing in unison.

Play instrumental parts with the song by ear and/or from notation using up to 4 notes – C, E, F + G.

Improvise using up to 3 notes – F, G + A.

Compose a simple melody using simple rhythms choosing from the notes F, G + A or D, E, F, G + A.

About this Unit

Theme: Soul/Gospel music and helping each other.


Facts/info: Lean On Me is a soul song written by Bill Withers in 1972. The song has been covered and interpreted as a Gospel song because of its lyrics.

Listen to other soul/gospel songs:

- He Still Loves Me by Walter Williams and Beyoncé
- Shackles by Mary Mary
- Amazing Grace by Elvis Presley
- Ode To Joy Symphony No 9 by Beethoven

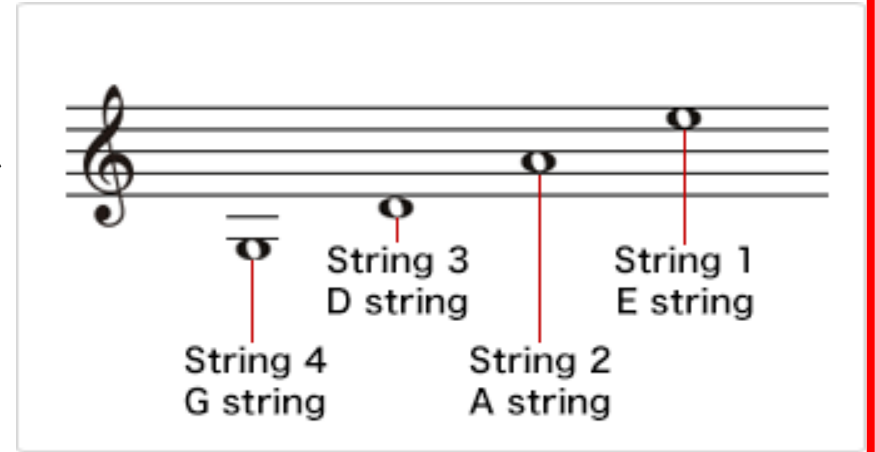


Parts of the violin



Open strings

The violin has 4 strings—G, D, A and E. This diagram shows the notation for these 4 notes.



Key Vocabulary

arco	Played with the bow
bow	A flexible wooden stick with horse hair stretched from the bent tip, or point, to a moveable frog, or nut. The hair is drawn over the strings to set them vibrating.
col legno	Striking the strings with the wood of the bow instead of the hair.
pizzicato	To pluck, rather than bow, the string.



Listen and Appraise

La Quinta Estampie Real anon 13th century (Early Music). Medieval music means music from the Middle Ages (400 AD to 1400 AD). We do not know a great deal about music of this time because it was such a long time ago and music was not often written down therefore we don't know who the composer was. The Estampie is a medieval dance.

The Arrival Of The Queen Of Sheba - Handel (Baroque) This is a piece for two oboes and strings that premiered in London on 17 March, 1749. It is the first scene of Act III in the oratorio Solomon. An oratorio is a piece of music for orchestra, choir and solo singers. It usually tells a story from the Old Testament of the Bible. An oratorio may be about two hours long: a whole concert. It is rather like an opera, but whereas an opera is acted out in costume on a stage, an oratorio is sung and played in a concert hall or church.

Moonlight Sonata by Beethoven (Romantic) Moonlight Sonata was composed in the summer of 1801 in Hungary. A sonata is a way of organising a piece of music, this became popular in the Classical period. The piano sonata has three parts. It is one of the most popular piano sonatas from Beethoven's creation. It was named the Moonlight Sonata by a poet called Ludwig Rellstab who thought of the name on a moonlit night on the banks of a river.

Bridal March/Chorus by Wagner (Romantic). The Bridal Chorus or Bridal March is from the 1850 opera Lohengrin and is a march played for the bride's entrance at many formal weddings throughout the Western world. In English-speaking countries it is generally known as Here Comes The Bride or Wedding March.

Rhapsody In Blue by Gershwin (20th Century) Rhapsody In Blue was composed in 1924 and is one of Gershwin's most loved works. It is written for orchestra and solo piano. His music was influenced both by Popular music, such as Jazz and African-American music, and Classical music, such as the French composers Ravel and Debussy.

Einstein On The Beach by Philip Glass (Contemporary) Playwright Robert Wilson worked with the American composer to bring Philip Glass's first opera, Einstein On The Beach, to the stage in 1976. It is based on the life of the famous physicist and has a repetitive structure.

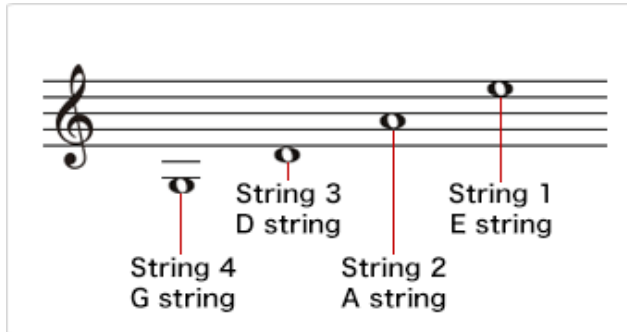
Rewind

- Dancing Queen by ABBA
- Can't Stop The Feeling! by Justin Timberlake
- Libertango by Piazzolla
- Lean On Me sung by The ACM Gospel Choir
- Amazing Grace sung by Elvis Presley
- Let It Be by The Beatles

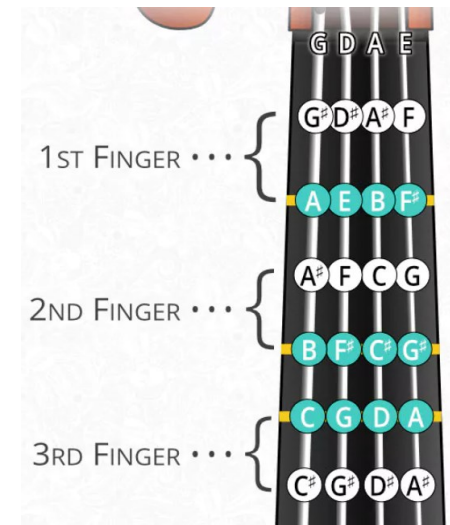



Open strings

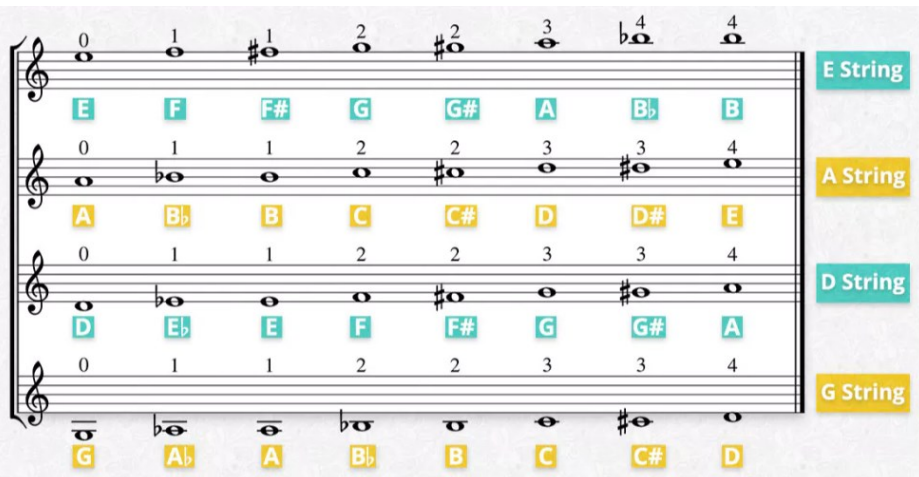
The violin has 4 strings—G,D,A and E. This diagram shows the notation for these 4 notes.



Parts of the violin



When you press a finger onto one of the strings it raises the pitch and gives a higher sound or note. Your music may show the number of the finger you need to use or the notation below.



Key Vocabulary

arco	Played with the bow
bow	A flexible wooden stick with horse hair stretched from the bent tip, or point, to a moveable frog, or nut. The hair is drawn over the strings to set them vibrating.
col legno	Striking the strings with the wood of the bow instead of the hair.
pizzicato	To pluck, rather than bow, the string.



Listening Listen & Appraise: Livin' On A Prayer (Rock)

Structure: intro, verse 1, bridge, chorus, intro, verse 2, bridge, chorus, guitar solo, bridge, chorus.

Instruments/voices you can hear: Lead vocal, electric guitar, bass guitar, drums, keyboard.



Can you find the pulse as you are listening?

Is the tempo fast, slow or inbetween? Dynamics? Texture?

Key Vocabulary

pulse	The steady beat
rhythm	Long and short sounds or patterns
pitch	High and low sounds
improvise	To create music without preparing in advance
compose	To write or 'make up' your own music
rock	Intense, energetic music that usually uses electric instruments and drums
dynamics	How loud or quiet the music is
tempo	The speed of the music; fast, slow or in-between
riff	A short repeated phrase often played on the lead instrument
hook	A musical phrase that grabs your attention, is repetitive and is easily remembered
structure	How the sections are ordered to make the whole piece e.g. introduction, verses, chorus etc.
texture	Layers of sound that work together to make the music interesting

Musical Activities

Musical Activities using glockenspiels.

Play and copy back using 3 notes – G, A + B.

Singing in unison.

Play instrumental parts with the song by ear and/or from notation using G, A + B or D, E, F# + G.

Improvise using 3 notes – G, A + B.

Compose a simple melody using simple rhythms choosing from the notes G, A + B or G, A, B, D + E (Pentatonic Scale).

About this Unit

Theme: Rock anthems.

Facts/info: Livin' on a Prayer is a Rock song that was released in 1986. The words tell us about life in the 1980's.

Listen to 5 other rock songs:

- We Will Rock You by Queen
- Smoke On The Water by Deep Purple
- Rockin' All Over The World by Status Quo
- Johnny B. Goode by Chuck Berry
- I Saw Her Standing There by The Beatles



Listening

Listen & Appraise: Make You Feel My Love (Pop)

Structure: piano intro, verse 1, verse 2, chorus, verse 3, interlude, chorus, verse 4 with tag ending.

Instruments/voices you can hear: strings, piano, guitar, bass, drums.

Can you find the pulse as you are listening? Is the tempo fast, slow or inbetween? Dynamics? Texture?



Musical Activities

Musical Activities using glockenspiels.

Play and copy back using 3 notes – C, D + E.

Singing in unison.

Play instrumental parts with the song by ear and/or from notation using up to 3 notes – C, D + E.

Improvise using 3 notes – C, D + E.

Compose a simple melody using simple rhythms choosing from the notes C, D + E or C, D, E, F + G.

About this Unit

Theme: Pop ballads.

Facts/info: Make You Feel My Love is a Pop ballad – a gentle, emotive love song, sung at a slow tempo. It was written by Bob Dylan in 1997 and covered by Adele in 2008.

Listen to other pop ballads

- So Amazing by Luther Vandross
- Hello by Lionel Ritchie
- The Way You Look Tonight by Tony Bennett
- Love Me Tender by Elvis Presley

Key Vocabulary

pulse	The steady beat
rhythm	Long and short sounds or patterns
pitch	High and low sounds
improvise	To create music without preparing in advance
compose	To write or 'make up' your own music
melody	A sequence of notes (the tune)
dynamics	How loud or quiet the music is
tempo	The speed of the music; fast, slow or in-between
ballad	A gentle, emotive love song sung at a slow tempo
timbre	The quality and character of the sound of the instruments used
structure	How the sections are ordered to make the whole piece e.g. introduction, verses, chorus etc.
texture	Layers of sound that work together to make the music interesting



Listening

Listen & Appraise:
Dancing In The Street
(Motown)



Structure: intro, verse 1, chorus, bridge,
verse 2, chorus, bridge, verse 3.

Instruments/voices you can hear: Female
voice and female backing vocals,
keyboard, drums, bass guitar (rhythm
section), brass section (trumpet, trombone
and sax).

Listen to 5 other Motown songs:

I can't Help Myself (Sugar Pie Honey
Bunch) by The Four Tops

I Heard it Through the Grapevine by
Marvin Gaye

Ain't No Mountain High Enough sung by
Marvin Gaye and Tammi Terrell

You Are the Sunshine of My Life by Stevie
Wonder

The Tracks of My Tears sung by Smokie
Robinson

Musical Activities

Musical Activities using glockenspiels.

Play and copy back using 3 notes – F, G
+ A.

Singing in unison.

Play instrumental parts with the song-
by ear and/or from notation using 2
notes – F + G (complex rhythms).

Improvise using 3 notes – D, E + F.

Compose a simple melody using simple
rhythms choosing from the notes C, D,
E, F + G.

About this Unit

Theme: Motown.

Facts/info: Dancing In The Street was
written by Marvin Gaye, William
"Mickey" Stevenson and Ivy Jo Hunter. It
first became popular in 1964 with Martha
And The Vandellas. The track was
recorded on the Motown record label and
became one of its signature songs.

Key Vocabulary

pulse	The steady beat
rhythm	Long and short sounds or patterns
pitch	High and low sounds
improvise	Create music without preparing in advance
compose	To write or 'make up' your own music
melody	A sequence of notes (the tune)
dynamics	How loud or quiet the music is
tempo	The speed of the music; fast, slow or in-between
Soul	A style of music with roots in rhythm and blues and gospel music
riff	A short repeated phrase often played on the lead instrument
harmony	Different notes sung or played at the same time to produce chords
timbre	The quality and character of the sound of the instruments used
structure	How the sections are ordered to make the whole piece
texture	Layers of sound that work together to make the music interesting



Listen and Appraise

Music from Compline – Traditional – Early Music. The composer is unknown. This is a traditional religious piece of music written for prayers at the end of the working day. It would have been sung in church late on in the evening. This piece of medieval Latin plainsong features a male and female choir and has an organ accompaniment. Plainsong is Church music from medieval times. It consists of a single and often unaccompanied melody line.

Dido and Aeneas: Overture by Henry Purcell – Baroque Dido And Aeneas is a three-act English opera. The story and words were written by Nahum Tate. The music was written by Henry Purcell. The opera was probably written about 1684-1685. The orchestra was a Baroque orchestra and didn't include all the instruments you see and hear today.

Symphony No. 5 in C minor (allegro con brio) by Ludwig Van Beethoven – Classical. Symphony No 5 in C minor Opus 67 by Ludwig van Beethoven is the fifth of his nine symphonies. It was written between 1804 and 1808. This symphony is one of the most popular and well-known works of Classical music. There are four movements (sections). The symphony begins with a four-note 'short-short-short-long' which is heard twice (slightly lower the second time). You will recognise it.

Minute Waltz in D-flat by Chopin (1847). Chopin was a Polish composer. His publisher gave the waltz its popular nickname 'Minute'. The word here means small or little. The tempo is very fast, very lively, but Chopin did not intend the waltz to be played in one minute. It is a piece of music for the piano.

Romantic Central Park in the Dark by Charles Edward Ives – 20th Century. Ives was an American composer. He experimented with new ways of composing which many people did not understand at the time. Central Park In The Dark is a piece for orchestra which describes the mysterious, quiet park and then sounds of music coming from nearby nightclubs.

Clapping Music by Steve Reich – Contemporary. His compositions are influenced by non-Western traditions. Clapping Music is Minimalist piece written by Steve Reich in 1972. It is written for two performers and is performed entirely by clapping. Steve wanted to create a piece of music that needed no instruments other than the human body.

Rewind

- Johnny B. Goode by Chuck Berry
- Hello by Lionel Ritchie
- Make You Feel My Love by Adele
- I Heard it Through the Grapevine by Marvin Gaye
- A selection of our favourite songs from the year.



Listening

Listen & Appraise:
Happy by Pharrell
Williams (Pop)



Neo-Soul: This style emerged from Soul and contemporary RnB. Songs are mixed in the studio to sound as if they are from an older Soul era like the Motown era. The modern way in which the songs are produced, give a timeless Soul feel that has a contemporary edge.

Mowtown: A 1960s label created from Soul music characterised by a rhythm section playing, laying down the groove with a funky bassline and a tambourine sounding over the top. Often brass sections play punchy riff-based rhythms and sometimes violins play long high notes.

Listen to five other songs in different styles.
What are their styles?:

Top Of The World sung by The Carpenters

Don't Worry, Be Happy sung by Bobby
McFerrin

Walking On Sunshine sung by Katrina And
The Waves

When You're Smiling sung by Frank Sinatra

Love Will Save The Day sung by Brendan
Reilly

Musical Activities

Musical Activities using glockenspiels.

Play and copy back using 3 notes – A, G + B.

Singing in 2 parts.

Play instrumental parts with the song
using up to 3 notes – A, G + B.

Improvise using up to 3 notes – A, G + B.

Compose a simple melody using simple
rhythms choosing from the notes A, G +
B or C, E, G, A + B.

About this Unit

Theme: Being Happy!

Facts/info: Happy is a song written,
produced and performed by Pharrell
Williams.

Happy is a Pop song that has a Soul
music sound and groove from the
1960s; very much like a Motown song.

Key Vocabulary

pulse	The steady beat
rhythm	Long and short sounds or patterns
pitch	High and low sounds
improvise	Create music without preparing in advance
compose	To write or 'make up' your own music
melody	A sequence of notes (the tune)
dynamics	How loud or quiet the music is
tempo	The speed of the music; fast, slow or in-between
riff	A short repeated phrase often played on the lead instrument
hook	A musical phrase that grabs your attention, is repetitive and is easily remembered
timbre	The quality and character of the sound of the instruments used
structure	How the sections are ordered to make the whole piece
texture	Layers of sound that work together to make the music interesting



Listening

Listen & Appraise:
Bacharach Anorak
and Meet The Blues



What is the Style of
Bacharach Anorak?

This tune was written in the style of Burt Bacharach's music but includes improvisation. It has a Latin American groove.

What is the Style of Meet the Blues?

This is Blues. Blues is a style of music originating in the deep south of America and is considered an ancestor of Jazz. The Blues was created by African-American communities at the end of the 19th century who had suffered through slavery. Spirituals and work songs were sung to make their ordeal more bearable. These sad songs were the beginnings of the Blues. The Blues has a particular sound that is built around a 12 bar sequence. This sequence uses "blue" notes to help express the sadness in a tune or song.

Listen to four other pieces of music:

Take The 'A' Train by Duke Ellington

Speaking My Peace by H. Parlan

Back O'Town Blues by Earl Hines

One O'Clock Jump by Count Basie

Musical Activities

Musical Activities using glocks and/or recorders

Play instrumental parts with the music by ear using the notes C, D, E, F, G, A, B + C

And C, B, G, F + C (Meet The Blues).

Improvise in Bacharach Anorak using the notes C, D, E, F, G, A, B + C.

Improvise in a Blues style using the notes C, B, G, F + C.

About this Unit

Themes: Jazz, improvisation and composition.

Facts/info: Bacharach Anorak has a Latin American groove.

Blues is a style of music originating in the deep south of America and is considered an ancestor of Jazz.

Key Vocabulary

pulse	The steady beat
rhythm	Long and short sounds or patterns
pitch	High and low sounds
improvise	Create music without preparing in advance
compose	To write or 'make up' your own music
Jazz	A music genre with roots in Blues characterised by improvisation and swing
dynamics	How loud or quiet the music is
tempo	The speed of the music; fast, slow or in-between
riff	A short repeated phrase often played on the lead instrument
hook	A repetitive musical phrase that grabs your attention and is easily remembered
timbre	The quality and character of the sound of the instruments used
structure	How the sections are ordered to make the whole piece
texture	Layers of sound that work together to make the music interesting



Listening

Listen & Appraise:
You've Got A
Friend (The music
of Carole King)



Here are some style indicators: In the 1960s, Carole King was employed to write Pop songs for artists to perform. These songs were sometimes love songs, songs to dance to, ballads – Carole wrote in many styles. Most of her songs are very famous and well recognised. In fact, many people have no idea that Carole wrote some of these songs and the songs often made the artist that performed them famous! In the 1970s when Carole's solo career took off, we can hear her distinct voice and piano playing in each song that she performs. Her solo work sounds more like Folk music, very gentle with her piano accompaniment, backing vocalists and sometimes guitars.

Listen to songs written by Carole King:

The Loco-Motion sung by Little Eva

One Fine Day sung by The Chiffons

Up On The Roof sung by The Drifters

Will You Still Love Me Tomorrow sung by Carole King

(You Make Me Feel Like) A Natural Woman sung by Carole King

Musical Activities

Musical Activities using glockenspiels.

Play and copy back using A, G + E.

Singing in unison.

Play instrumental parts with the song using up to 4 notes – B, A + G and C, D, E + F. Which part did you play?

Improvise using up to 3 notes – A, G + E.

Compose a simple melody using simple rhythms choosing from the notes E, G + A or E, G, A, C + D.

About this Unit

Theme: The music of Carole King.

Facts/info: You've Got A Friend was a song written by Carole King in 1971.

It was first recorded by Carole and featured on her famous album, Tapestry.

In the 1960s, Carole King was employed to write Pop songs for artists to perform.

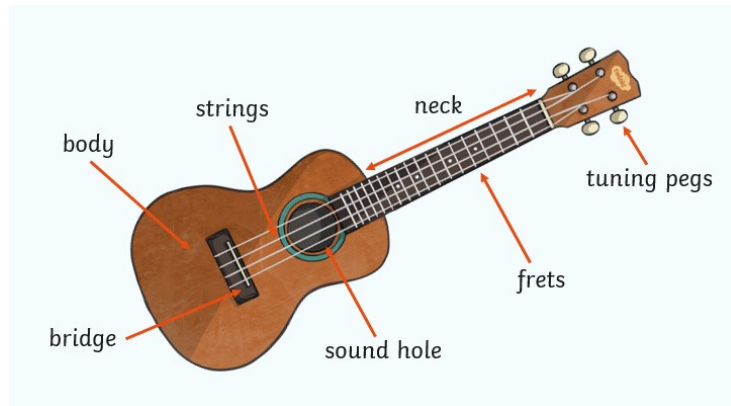
Key Vocabulary

pulse	The steady beat
rhythm	Long and short sounds or patterns
pitch	High and low sounds
improvise	Create music without preparing in advance
compose	To write or 'make up' your own music
melody	A sequence of notes (the tune)
harmony	Different notes sung or played at the same time to produce chords
dynamics	How loud or quiet the music is
tempo	The speed of the music; fast, slow or in-between
riff	A short repeated phrase often played on the lead instrument
hook	A repetitive musical phrase that grabs your attention and is easily remembered
timbre	The quality and character of the sound of the instruments used
structure	How the sections are ordered to make the whole piece
texture	Layers of sound that work together to make the music interesting



Getting to know your ukulele

Here is a diagram showing the different parts of your ukulele.



How to hold the ukulele

You can play the ukulele standing up or sitting down. When you are first learning, it is easier to play sitting down. The body of the ukulele sits in the crook of your right arm and your left hand holds onto the neck. Try to rest your left thumb on the back of the neck so your fingers are free to press the strings.

How to play the ukulele

The four strings of your ukulele are different pitches (notes) G, C, D and A.

Your right hand strums down over the strings. Practise strumming the strings by using your right thumb or index finger to stroke down the strings.

Make sure you strum down all four strings.

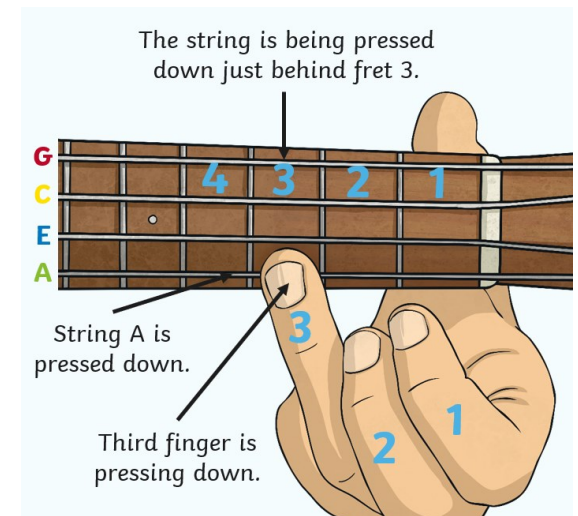
Sometimes, the strings of your ukulele may go out of tune and play the wrong pitch. When this happens, the string needs to be tuned by turning the tuning peg.

How to play a chord

You will have noticed that on the neck of your ukulele, behind the strings, there are thin strips of metal. These are called frets. They help you to know where to press down on the strings to change the pitch.

	G	C	E	A
Fret 1				
Fret 2				
Fret 3				3
Fret 4				

The number in the circle tells you which finger to press with. The position of the circle tells you which string to press down and which fret to press just behind.



Practise strumming all the strings with your left hand in this position. You are playing the chord of C!



Samba Bands

Samba is Brazil's most well-known musical form and most widely played kind of Brazilian music.

Samba bands are made up of many sections of different percussion instruments, which all have their own particular rhythms to play. The Carnival of Brazil is a festival which takes place across the country every year. It starts on the Friday afternoon before Ash Wednesday and ends on Ash Wednesday at midday. This is the beginning of Lent.



Carnival is a significant holiday in Brazil. Shops and industries close and Brazilians celebrate for almost a week. Celebrations are colourful, energetic and full of Samba music.

To make the samba performance more interesting, a samba band uses one or more 'breaks'. This is when the leader of the band plays different rhythms that everyone else then repeats back together. This is known as call and response.

It can be very tricky to play a fast rhythm over and over – a good tip to help keep in time is to use a word phrase. Try these rhythms.

<u>Ri</u> - o	de - <u>Ja</u>	<u>nei</u> -	<u>ro</u>
♪	♪	♪	♪
wind	-	surf	- <u>ing</u>
♪		♪	♪

The surdo drum (soor-doh) is worn around the player's neck as all the drummers have to be able to march while they play. The player hits the drum with one large, fluffy headed beater and can use their other hand to dampen some notes.



The repinique drum (hepi-knee-key) is played using a stick and hand slapping. It is a medium size drum worn on a strap around the neck, usually played by the second in command.

The caixa drum (cash-a) is very similar to a snare drum. It is smaller than the repinique drum, but is still worn on a strap around the neck. When playing this drum the player has two drum sticks and plays lots of drum rolls in their rhythms.



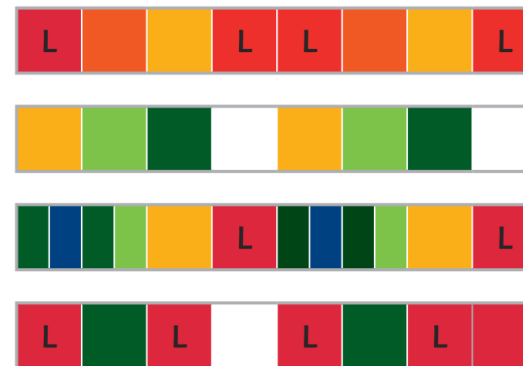
Boomwhackers



- There are two red tubes, one short and one long. The long one is the lowest pitch so this has an 'L' in the box; the shorter one is higher in pitch and this has an 'H' in the box.
- A blank box in between notes is a quiet rest.
- A box that is half as long is a note that is half as long. Play these quicker.
- It's a good idea to sing the song words if you know them to help with the rhythm.



Frère Jacques



You will need to work as a team to play a song.

Try working together to play this familiar tune. Try composing your own piece. Record your composition using coloured pencils so that other groups can play it.